

AIRPORT GOLF VIEW HOTELS AND SUITES PRIVATE LIMITED

Regd. Office : XI-447, VIP ROAD, MEKKAD P O, NEDUMBASSERY, ERNAKULAM – 683589

Director's Report

To,

The Members of

AIRPORT GOLF VIEW HOTELS AND SUITES PRIVATE LIMITED


Your Directors have pleasure in presenting the Director's Report of your Company together with the Audited Statement of Accounts and the Auditors' Report of your company for the financial year ended, 31st March, 2018.

FINANCIAL HIGHLIGHTS

Particulars	Current year	Previous Year
Sales	5,13,71,397.00	35,077,508.00
Other Income	9,07,972.00	805,512.00
Total Income	5,22,79,369.00	35,883,020.00
Depreciation	23,48,520.00	2,464,247.00
Tax		
Current Tax	2,17,310.00	221,750.00
Deferred Tax		
Profit/(Loss) after Tax	71,85,924.00	4,992,449.00
Earnings per share (Rs.) :	239.63	166.48
Basic		

STATE OF COMPANY'S AFFAIRS

During the year under review, the total Income of the Company was Rs.5,22,79,369.00 against Rs. 3,58,83,020.00 in the previous year. The Company has earned a Profit after tax of Rs. 71,85,924.00 compared to Rs. 49,92,451.00 in the previous year. Your Directors are continuously looking for avenues for future growth of the Company.



TRANSFER TO RESERVES IN TERMS OF SECTION 134 (3) (J) OF THE COMPANIES ACT, 2013

For the financial year ended 31st March, 2018, the Company is proposed to carry an amount of Rs. 71,85,924.00 to General Reserve Account.

DIVIDEND

Your Directors do not recommend any dividend for the year ended 31st March, 2018.

MATERIAL CHANGES BETWEEN THE DATE OF THE BOARD REPORT AND END OF FINANCIAL YEAR

There have been no material changes and commitments, if any, affecting the financial position of the Company which have occurred between the end of the financial year of the Company to which the financial statements relate and the date of the report.

DETAILS OF SUBSIDIARY/JOINT VENTURES/ASSOCIATE COMPANIES


As on March 31, 2018, the Company namely MAC CHARLES (INDIA) LIMITED is the holding company of Airport Golf Golf View Hotel and Suites Private Limited. In terms of proviso of sub section (3) of Section 129 of the Companies Act, 2013, a report on the performance and financial position of the holding company is set out in the prescribed Form AOC-1.

CHANGE IN THE NATURE OF BUSINESS

There is no change in the nature of the business of the company.

ANNUAL RETURN

The Extract of Annual Return as required under section 92(3) of the Companies Act, 2013 in Form MGT-9 is annexed herewith for your kind perusal and information.



A handwritten signature in black ink, appearing to be a stylized 'J' or similar character.

A handwritten signature in black ink, appearing to be a stylized 'J' or similar character.

MEETINGS OF THE BOARD OF DIRECTORS


The following Meetings of the Board of Directors were held during the Financial Year 2017-18:

SN	Date of Meeting	Board Strength	No. of Directors Present
1	19/05/2017	4	3
2	30/07/2017	4	3
3	08/08/2017	4	3
4	20/11/2017	4	3
5	14/02/2018	4	3
5	07/03/2018	5	4

DIRECTORS' RESPONSIBILITY STATEMENT

Pursuant to Section 134(5) of the Companies Act, 2013 the Board of Directors of the Company confirms that-

- (a) In the preparation of the annual accounts, the applicable accounting standards had been followed along with proper explanation relating to material departures;
- (b) The directors had selected such accounting policies and applied them consistently and made judgments and estimates that are reasonable and prudent so as to give a true and fair view of the state of affairs of the company at the end of the financial year and of the profit and loss of the company for that period;
- (c) The directors had taken proper and sufficient care for the maintenance of adequate accounting records in accordance with the provisions of this Act for safeguarding the assets of the company and for preventing and detecting fraud and other irregularities;
- (d) The directors had prepared the annual accounts on a going concern basis; and



A handwritten signature in black ink.

- (e) The directors, in the case of a listed company, had laid down internal financial controls to be followed by the company and that such internal financial controls are adequate and were operating effectively.
- (f) The directors had devised proper systems to ensure compliance with the provisions of all applicable laws and that such systems were adequate and operating effectively.

STATUTORY AUDITOR AND AUDITORS' REPORT


Statutory Auditor M/s. K.J THOMAS & ASSOCIATES, Statutory Auditor of the Company, hold office till the conclusion of the ensuing Annual General Meeting and is eligible for re-appointment. They have confirmed their eligibility to the effect that their re-appointment, if made, would be within the prescribed limits under the Act and that they are not disqualified for re-appointment.

There are no qualifications or adverse remarks in the Auditors' Report which require any clarification/ explanation. The Notes on financial statements are self-explanatory, and needs no further explanation.

Further the Auditors' Report for the financial year ended, 31st March, 2018 is annexed herewith for your kind perusal and information.

VIGIL MECHANISM / WHISTLE BLOWER POLICY

The Company has established a Vigil Mechanism / Whistle Blower Policy to deal with instances of fraud and mismanagement, if any. The Policy has a systematic mechanism for directors and employees to report concerns about unethical behavior, actual or suspected fraud or violation of the Company's Code of Conduct or policy.



A handwritten signature.

REMUNERATION POLICY

The remuneration paid to Executive Directors is recommended by the Board in Board meeting, subject to the subsequent approval of the shareholders at the General Meeting and such other authorities, as may be required. The remuneration is decided after considering various factors such as qualification, experience, performance, responsibilities shouldered, industry standards as well as financial position of the Company.

The Non Executive Directors are paid remuneration by way of Sitting Fees and Commission. The Non Executive Directors are paid sitting fees for each meeting of the Board and Committee of Directors attended by them.

LOANS, GUARANTEES AND INVESTMENTS

The Company has taken Inter-corporate deposits from related parties of Rs.41,94,772.


RELATED PARTY TRANSACTIONS

All contracts / arrangements / transactions entered by the Company during the financial year with related parties were in the ordinary course of business and on an arm's length basis. During the year.

Further all the necessary details of transaction entered with the related parties as defined under Section 188 of the Companies Act, as defined under Section 2 (76) of the said Act are attached herewith for your kind perusal and information.

SI No.	NAME OF THE RELATED PARTY	RELATIONSHIP	Balance Payable as on 31st March, 2018
1	Mac Charles (India) Limited	Holding Company under the same management	41,94,772.00

CONSERVATION OF ENERGY, TECHNOLOGY ABSORPTION



A handwritten signature in black ink.

The particulars as required under the provisions of Section 134(3) (m) of the Companies Act, 2013 in respect of conservation of energy and technology absorption have not been furnished considering the nature of activities undertaken by the company during the year under review.

FOREIGN EXCHANGE EARNINGS AND OUTGO

There were no foreign exchange earnings and outgo during the year under review.


RISK MANAGEMENT

Risks are events, situations or circumstances which may lead to negative consequences on the Company's businesses. Risk management is a structured approach to manage uncertainty. A formal enterprise wide approach to Risk Management is being adopted by the Company and key risks will now be managed within a unitary framework. As a formal roll-out, all business divisions and corporate functions will embrace Risk Management Policy and Guidelines, and make use of these in their decision making. Key business risks and their mitigation are considered in the annual/strategic business plans and in periodic management reviews. The risk management process in our multi-business, multi-site operations, over the period of time will become embedded into the Company's business systems and processes, such that our responses to risks remain current and dynamic.

DETAILS OF POLICY DEVELOPED AND IMPLEMENTED BY THE COMPANY ON ITS CORPORATE SOCIAL RESPONSIBILITY INITIATIVES :

The provisions Corporate Social Responsibility is not applicable to the company.

INTERNAL FINANCIAL CONTROLS



A handwritten signature in black ink.

The Company has in place adequate internal financial controls with reference to financial statements. During the year, such controls were tested and no reportable material weaknesses in the design or operation were observed.

CHANGES IN SHARES CAPITAL :

The Company has not issued any Equity Shares during the year under review.

DISCLOSURE UNDER THE SEXUAL HARASSMENT OF WOMEN AT WORKPLACE (PREVENTION, PROHIBITION AND REDRESSAL) ACT, 2013

The company has in place a policy for prevention of sexual harassment in accordance with the requirements of the Sexual Harassment of women at workplace (Prevention, Prohibition & Redressal) Act, 2013. Internal Complaints Committee has been set up to redress complaints received regarding sexual harassment. All employees (permanent, contractual, temporary, trainees) are covered under this policy. The Company did not receive any complain during the year 2017-18.

SIGNIFICANT & MATERIAL ORDERS PASSED BY THE REGULATORS:

During the year no significant and material orders passed by the regulators or courts or tribunals impacting the going concern status and company's operations in future.


TRANSFER OF AMOUNTS TO INVESTOR EDUCATION AND PROTECTION FUND :

Your Company did not have any funds lying unpaid or unclaimed for a period of seven years. Therefore there were no funds which were required to be transferred to Investor Education and Protection Fund (IEPF)

GENERAL

Your Directors state that no disclosure or reporting is required in respect of the following items as there were no transactions on these items during the year under review:

- 1 Details relating to deposits covered under Chapter V of the Act.



A handwritten signature in black ink.

- 2 Issue of equity shares with differential rights as to dividend, voting or otherwise.
- 3 Issue of shares (including sweat equity shares) to employees of the Company under any scheme save and except ESOS referred to in this Report.
- 4 Neither the Managing Director nor the Whole-time Directors of the Company receive any remuneration or commission from any of its subsidiaries.
- 5 No significant or material orders were passed by the Regulators or Courts or Tribunals which impact the going concern status and Company's operations in future.


Your directors further state that during the year under review, there were no cases filed pursuant to the Sexual Harassment of Women at Workplace (Prevention, Prohibition and Redressal) Act, 2013.


ACKNOWLEDGEMENT

Your Directors wish to express their grateful appreciation to the continued co-operation received from the Banks, Government Authorities, Customers, Vendors and Shareholders during the year under review. Your Directors also wish to place on record their deep sense of appreciation for the committed service of the Executives, staff and Workers of the Company.

For & on behalf of the Board of Directors


C.B.PARDHANANI
Director


P.B.APPIAH
Director



Place: Kochi

Date: 02/05/2018



INDEPENDENT AUDITOR'S REPORT

To The Members
Airport Golf view Hotels and Suites Pvt. Ltd.,
Nedumbassery

Report on the Standalone Financial Statements

We have audited the accompanying financial statements of **M/s. Airport Golfview Hotels and Suites (P) Ltd.**, which comprise the balance sheet as at 31 March 2018, the statement of profit and loss (including other comprehensive income), the statement of cash flow, the statement of changes in equity for the year then ended and a summary of the significant accounting policies and other explanatory information herein after referred to as "standalone Ind AS financial statements".

Management's Responsibility for the Standalone Financial Statements

The Company's Board of Directors is responsible for the matters in section 134(5) of the Companies Act, 2013 ("the Act") with respect to the preparation of these standalone Ind AS financial statements that give a true and fair view of the financial position, financial performance including other comprehensive income, and cash flows and changes in equity of the Company in accordance with the accounting principles generally accepted in India, including the Indian Accounting Standards (Ind AS) prescribed under Section 133 of the Act, read with relevant rules issued thereunder.

This responsibility also includes the maintenance of adequate accounting records in accordance with the provision of the Act for safeguarding of the assets of the Company and for preventing and detecting the frauds and other irregularities: selection and application of appropriate accounting policies: making judgments and estimates that are reasonable and prudent: and design, implementation and maintenance of internal financial control, that were operating effectively for ensuring the accuracy and completeness of the accounting records, relevant to the preparation and presentation of the financial statement that give a true and fair view and are free from material misstatement, whether due to fraud or error.

Auditor's Responsibility

Our responsibility is to express an opinion on these standalone Ind AS financial statements based on our audit.

We have taken into account the provision of the Act, the accounting and auditing standards and matters which are required to be included in the audit report under the provision of the Act and the Rules made thereunder.

We conducted our audit in accordance with the Standards on Auditing specified under section 143(10) of the Act. Those Standards require that we comply with ethical requirements and plan and perform the audit to obtain reasonable assurance about whether the financial statements are free from material misstatement.

An audit involves performing procedures to obtain audit evidence about the amounts and disclosures in the standalone Ind AS financial statements. The procedures selected depend on the auditor's judgment, including the assessment of the risks of material misstatement of the financial statements, whether due to fraud or error. In making those risk assessments; the auditor considers internal financial control relevant to the Company's preparation of the financial statement that gives true and fair view in order to design audit procedures that are appropriate in the circumstances, but not for the purpose of expressing an opinion on whether the Company has in place an adequate internal financial controls system over financial reporting and the operating effectiveness of such controls. An audit also includes evaluating the appropriateness of accounting policies used and the reasonableness of the accounting estimates made by Company's Directors, as well as evaluating the overall presentation of the standalone Ind AS financial statements.

We believe that the audit evidence we have obtained is sufficient and appropriate to provide a basis for our audit opinion on the standalone Ind AS financial statements.

Opinion

In our opinion and to the best of our information and according to the explanations given to us, the aforesaid standalone Ind AS financial statements give the information required by the Act in the manner so required and give a true and fair view in conformity with the accounting principles generally accepted in India including the Ind AS, of the financial position of the Company as at 31 March 2018 and its financial performance including other comprehensive income, its cash flows and the changes in equity for the year ended on that date.

Report on Other Legal and Regulatory Requirements

1. As required by the Companies (Auditor's Report) Order, 2016 ("the Order"), as amended, issued by the Central Government of India in terms of sub-section (11) of section 143 of the Act, we give in the Annexure A a statement on the matters specified in paragraphs 3 and 4 of the Order.
2. As required by section 143 (3) of the Act, we report that:
 - a. we have sought and obtained all the information and explanations which to the best of our knowledge and belief were necessary for the purpose of our audit;
 - b. in our opinion proper books of account as required by law have been kept by the Company so far as it appears from our examination of those books;
 - c. the Balance Sheet, the Statement of Profit and Loss, the Cash Flow Statement and Statement of changes in equity dealt with by this Report are in agreement with the books of account


- d. in our opinion, the aforesaid standalone financial statements comply with the Indian Accounting Standards specified under section 133 of the Act, read with rules thereunder.
- e. On the basis of written representations received from the directors as on March 31, 2018 taken on record by the Board of Directors, none of the directors is disqualified as on March 31, 2018 from being appointed as a director in terms of Section 164 (2) of the Act.
- f. With respect to the adequacy of the internal financial controls over financial reporting of the Company and the operating effectiveness of such controls, refer to our separate Report in Annexure B.
- g. With respect to the other matters to be included in the Auditor's Report in accordance with Rule 11 of the Companies (Audit and Auditors) Rules, 2014, in our opinion and to the best of our information and according to the explanations given to us:
 - i. The Company does not have any pending litigations which would impact its financial position.
 - ii. The Company did not have any long-term contracts including derivative contracts for which there were any material foreseeable losses.
 - iii. There were no amounts which were required to be transferred to the Investor Education and Protection Fund by the Company.

Kochi
02 May 2018



For K.J THOMAS AND ASSOCIATES


K. J. THOMAS F.C.A. M. NO. 19454
CHARTERED ACCOUNTANTS



ANNEXURE A TO INDEPENDENT AUDITOR'S REPORT FOR 2017-18

1. In respect of its fixed assets:
 - a) The company has maintained proper records showing full particulars including quantitative details and situation of fixed assets on the basis of available information
 - b) The Fixed Assets have been physically verified by the management in a phased manner, designed to cover all the items over a period of three years, which in our opinion, is reasonable having regard to the size of the company and nature of its business. Pursuant to the program, a portion of the fixed asset has been physically verified by the management during the year and no material discrepancies between the books records and the physical fixed assets have been noticed.
 - c) The title deeds of immovable properties are held in the name of the company.
2. In respect of inventories:
 - a) As explained to us, the inventory has been physically verified during the year by the management. In our opinion the frequency of verification is reasonable.
 - b) The discrepancies noticed on physical verification of the inventory as compared to books records which has been properly dealt with in the books of account were not material.
3. In our opinion and according to the information and explanation given to us the company has not granted loans to companies, and other parties covered in the register maintained u/s.189 under the companies Act, 2013.

In our opinion and according to the information and explanation given to us the company has taken unsecured loan from company, or other parties covered in the register maintained u/s.189 under the Companies Act, 2013:

Sl. No.	Name of the Company / Firm of Other Parties	Relationship	Yearend Balance
1.	Mac Charles India Ltd	Holding Company under the same management	41,94,772.00

4. In our opinion and according to the information and explanations given to us, the company has complied with the provisions of section 185 and 186 of the Companies Act, 2013 In respect of loans, investments, guarantees, and security.
5. The Company has not accepted any deposits from the public and hence the directives issued by the Reserve Bank of India and the provisions of Sections 73 to 76 or any other relevant provisions of the Act and the Companies (Acceptance of Deposit) Rules, 2015 with regard to the deposits accepted from the public are not applicable.
6. As informed to us, the maintenance of Cost Records has not been specified by the Central Government under sub-section (1) of Section 148 of the Act, in respect of the activities carried on by the company.
7. (a) According to information and explanations given to us and on the basis of our examination of the books of account, and records, the Company has been generally regular in depositing undisputed statutory dues including Provident Fund, Employees State Insurance, Income-Tax, Sales tax, Service Tax, Duty of Customs, Duty of Excise, Value added Tax, Cess and any other statutory dues with the appropriate authorities. According to the information and explanations given to us, no undisputed amounts payable in respect of the above were in arrears as at March 31, 2018
8. for a period of more than six months from the date on when they become payable.
 - b) According to the information and explanation given to us, there are no dues of income tax, sales tax, service tax, goods and services tax, duty of customs, duty of excise, value added tax outstanding on account of any dispute.
9. In our opinion and according to the information and explanations given to us, the Company has not defaulted in the repayment of dues to banks. The Company has not taken any loan either from financial institutions or from the government and has not issued any debentures.
10. Based upon the audit procedures performed and the information and explanations given by the management, the company has not raised moneys by way of initial public offer or further public offer including debt instruments and term Loans. Accordingly, the provisions of clause 3 (ix) of the Order are not applicable to the Company and hence not commented upon.
11. Based upon the audit procedures performed and the information and explanations given by the management, we report that no fraud by the Company or on the company by its officers or employees has been noticed or reported during the year.
12. Based upon the audit procedures performed and the information and explanations given by the management, the managerial remuneration has been paid or provided in accordance with the requisite approvals mandated by the provisions of section 197 read with Schedule V to the Companies Act;

13. In our opinion, the Company is not a Nidhi Company. Therefore, the provisions of clause 4 (xii) of the Order are not applicable to the Company.
14. In our opinion, all transactions with the related parties are in compliance with section 177 and 188 of Companies Act, 2013 and the details have been disclosed in the Financial Statements as required by the applicable accounting standards.
15. Based upon the audit procedures performed and the information and explanations given by the management, the company has not made any preferential allotment or private placement of shares or fully or partly convertible debentures during the year under review. Accordingly, the provisions of clause 3 (xiv) of the Order are not applicable to the Company and hence not commented upon.
16. Based upon the audit procedures performed and the information and explanations given by the management, the company has not entered into any non-cash transactions with directors or persons connected with him. Accordingly, the provisions of clause 3 (xv) of the Order are not applicable to the Company and hence not commented upon.
17. In our opinion, the company is not required to be registered under section 45 IA of the Reserve Bank of India Act, 1934 and accordingly, the provisions of clause 3 (xvi) of the Order are not applicable to the Company and hence not commented upon.

For K.J THOMAS AND ASSOCIATES


K. J. THOMAS F.C.A, M. NO.19454
CHARTERED ACCOUNTANTS

Kochi
02 May 2018





ANNEXURE B TO INDEPENDENT AUDITOR'S REPORT FOR 2016-17

Report on the Internal Financial Controls under Clause (i) of Sub-section 3 of Section 143 of the Companies Act, 2013 ("the Act")

We have audited the internal financial controls over financial reporting of M/s. Airport Golf View Hotels & Suites (P) Ltd as of March 31, 2018 in conjunction with our audit of the standalone Ind AS financial statements of the Company for the year ended on that date.

Management's Responsibility for Internal Financial Controls

The Company's management is responsible for establishing and maintaining internal financial controls based on the internal control over financial reporting criteria established by the Company considering the essential components of internal control stated in the Guidance Note on Audit of Internal Financial Controls over Financial Reporting issued by the Institute of Chartered Accountants of India ('ICAI'). These responsibilities include the design, implementation and maintenance of adequate internal financial controls that were operating effectively for ensuring the orderly and efficient conduct of its business, including adherence to company's policies, the safeguarding of its assets, the prevention and detection of frauds and errors, the accuracy and completeness of the accounting records, and the timely preparation of reliable financial information, as required under the Companies Act, 2013.

Auditors' Responsibility

Our responsibility is to express an opinion on the Company's internal financial controls over financial reporting based on our audit. We conducted our audit in accordance with the Guidance Note on Audit of Internal Financial Controls Over Financial Reporting (the "Guidance Note") and the Standards on Auditing, issued by ICAI and deemed to be prescribed under section 143(10) of the Companies Act, 2013, to the extent applicable to an audit of internal financial controls, both applicable to an audit of Internal Financial Controls and, both issued by the Institute of Chartered Accountants of India. Those Standards and the Guidance Note require that we comply with ethical requirements and plan and perform the audit to obtain reasonable assurance about whether adequate internal financial controls over financial reporting was established and maintained and if such controls operated effectively in all material respects.

Our audit involves performing procedures to obtain audit evidence about the adequacy of the internal financial controls system over financial reporting and their operating effectiveness. Our audit of internal financial controls over financial reporting included obtaining an understanding of internal financial controls over financial reporting, assessing the risk that a material weakness exists, and testing and evaluating the design and operating effectiveness of internal control based on the

assessed risk. The procedures selected depend on the auditor's judgement, including the assessment of the risks of material misstatement of the financial statements, whether due to fraud or error.

We believe that the audit evidence we have obtained is sufficient and appropriate to provide a basis for our audit opinion on the Company's internal financial controls system over financial reporting.

Meaning of Internal Financial Controls over Financial Reporting

A company's internal financial control over financial reporting is a process designed to provide reasonable assurance regarding the reliability of financial reporting and the preparation of financial statements for external purposes in accordance with generally accepted accounting principles. A company's internal financial control over financial reporting includes those policies and procedures that (1) pertain to the maintenance of records that, in reasonable detail, accurately and fairly reflect the transactions and dispositions of the assets of the company; (2) provide reasonable assurance that transactions are recorded as necessary to permit preparation of financial statements in accordance with generally accepted accounting principles, and that receipts and expenditures of the company are being made only in accordance with authorizations of management and directors of the company; and (3) provide reasonable assurance regarding prevention or timely detection of unauthorized acquisition, use, or disposition of the company's assets that could have a material effect on the financial statements.


Inherent Limitations of Internal Financial Controls over Financial Reporting

Because of the inherent limitations of internal financial controls over financial reporting, including the possibility of collusion or improper management override of controls, material misstatements due to error or fraud may occur and not be detected. Also, projections of any evaluation of the internal financial controls over financial reporting to future periods are subject to the risk that the internal financial control over financial reporting may become inadequate because of changes in conditions, or that the degree of compliance with the policies or procedures may deteriorate.

Opinion

In our opinion, the Company has, in all material respects, an adequate internal financial controls system over financial reporting and such internal financial controls over financial reporting were operating effectively as at 31 March 2018, based on the internal control over financial reporting criteria established by the Company considering the essential components of internal control stated in the Guidance Note on Audit of Internal Financial Controls Over Financial Reporting issued by the Institute of Chartered Accountants of India.

Kochi
02 May 2018



For K.J THOMAS AND ASSOCIATES


K. J. THOMAS F.C.A, M. NO.19454.
CHARTERED ACCOUNTANTS

AIRPORT GOLF VIEW HOTELS AND SUITES PRIVATE LIMITED

VIP Road, MEKKAD Post, NEDUMBASSERY, KERALA - 683 589

Balance Sheet as at March 31, 2018

(Amount in Rs.)

Particulars	Note	As at March 31, 2018	As at March 31, 2017	As at April 01, 2016
ASSETS				
Non-current assets				
Property, plant and equipment	3	3,04,70,626	3,24,96,168	3,25,86,545
Other intangible assets	4	81,015	17,101	46,418
Financial assets				
Other financial assets	5	14,95,159	14,83,219	10,31,505
Other non-financial assets	6	19,77,915	18,52,534	21,68,015
Total non-current assets		3,40,24,715	3,58,49,022	3,58,32,483
Current assets				
Inventories	7	3,73,332	2,36,678	3,24,616
Financial assets				
Cash and cash equivalents	8	8,93,905	7,08,817	5,42,395
Trade receivables	9	15,29,824	10,44,825	9,73,172
Other non-financial assets	10	1,31,519	6,84,688	8,65,175
Total current assets		29,28,580	26,75,008	27,05,358
		3,69,53,295	3,85,24,030	3,85,37,841
Equity and liabilities				
Equity				
Equity share capital	11	2,99,88,000	2,99,88,000	2,99,88,000
Other equity		(4,25,535)	(76,11,459)	(1,26,03,910)
Total equity		2,95,62,465	2,23,76,541	1,73,84,090
Non-current liabilities				
Financial liabilities				
Borrowings	12	-	1,26,85,383	1,79,40,680
Other financial liabilities	13	1,70,000	1,70,000	1,70,000
Total non-current liabilities		1,70,000	1,28,55,383	1,81,10,680
Current liabilities				
Financial liabilities				
Borrowings	14	41,94,772	-	-
Trade payables	15	25,57,429	29,11,186	25,77,396
Other non-financial liabilities	16	4,68,629	1,59,170	1,99,170
Current tax liabilities		-	2,21,750	2,66,505
Total current liabilities		72,20,830	32,92,106	30,43,071
		3,69,53,295	3,85,24,030	3,85,37,841

Summary of significant accounting policies (note 2)


The accompanying notes are an integral part of the standalone financial statements.

As per our report attached
For K.J. Thomas & Associates.
Chartered Accountants

For and on Behalf of the Board of Directors of
Airport Golf View Hotels and Suites Private Limited

K.J. Thomas F.C.A.
Chartered Accountant
Membership No: 19454

Kochi, May 02, 2018



P. Pardhanani
C.B. Pardhanani
Director
DIN : 00210179

P.B. Appiah
P.B. Appiah
Director
DIN : 00215646

Kochi, May 02, 2018

AIRPORT GOLF VIEW HOTELS AND SUITES PRIVATE LIMITED

VIP Road, MEKKAD Post, NEDUMBASSERY, KERALA - 683 589

Statement of profit & loss for the year ended March 31, 2018


(Amount in Rs.)

Particulars	Note	Year ended March 31, 2018	Year ended March 31, 2017
Income			
Revenue from operations	17	5,13,71,397	3,50,77,508
Other income	18	9,07,972	8,05,512
		5,22,79,369	3,58,83,020
Expenses			
Cost of materials consumed	19	2,03,24,660.00	1,21,39,229.00
Maintenance and upkeep services	20	30,82,831.00	35,79,174.00
Employee benefits expense	21	80,03,271.00	26,91,922.00
Finance costs	22	1,39,329.00	57,937.00
Depreciation and amortization expense		23,48,520.00	24,64,247.00
Other expenses	23	1,09,77,524.00	97,36,310.00
		4,48,76,135	3,06,68,819
Profit/(loss) before tax		74,03,234	52,14,201
Tax expense			
Current tax		2,17,310	2,21,750
Profit/(loss) for the year		71,85,924	49,92,451
Other Comprehensive Income (OCI)			
- Profit for the year		71,85,924	49,92,451
- Not to be reclassified to profit or loss in subsequent periods		-	-
Total comprehensive income for the year		71,85,924	49,92,451
Earning per share (Equity shares, par value of Rs. 1,000 each)			
Basic and diluted (Rs.)		239.63	166.48

Summary of significant accounting policies (note 2)



The accompanying notes are an integral part of the standalone financial statements.

As per our report attached
For K.J. Thomas & Associates.
Chartered Accountants


K.J. Thomas F.C.A.
Chartered Accountant
Membership No: 19454

Kochi, May 02, 2018

For and on Behalf of the Board of Directors of
Airport Golf View Hotels and Suites Private Limited

 
C.B. Pardhanani P.B. Appiah
Director Director
DIN : 00210179 DIN : 00215646

AIRPORT GOLF VIEW HOTELS AND SUITES PRIVATE LIMITED

Statement of changes in equity for the year ended March 31, 2018

A. Equity share capital

Particulars	(Amount in Rs.)
Equity shares of Rs. 1,000 each issued, subscribed and fully paid	
Balance as at 1 April 2016	2,99,88,000
Changes in equity share capital during the year 2016-17	-
Balance as at March 31, 2017	2,99,88,000
Changes in equity share capital during the year 2017-18	-
Balance as at the March 31, 2018	2,99,88,000


B. Other equity

Particulars	(Amount in Rs.)		
	General reserve	Retained Earnings	Total Other Equity
Balance as at 1 April 2016	22,04,500	(1,48,08,410)	(1,26,03,910)
Profit / (Loss) for the Year 2016-17		49,92,451	49,92,451
Balance as at March 31, 2017	22,04,500	(98,15,959)	(76,11,459)
Profit / (Loss) for the Year 2017-18		71,85,924	71,85,924
Balance as at March 31, 2018	22,04,500	(26,30,035)	(4,25,535)


Summary of significant accounting policies (note 2)


The accompanying notes are an integral part of the standalone financial statements.

As per our report attached
For K.J. Thomas & Associates.
Chartered Accountants


K.J. Thomas F.C.A.
Chartered Accountant
Membership No: 19454


For and on Behalf of the Board of Directors of
Airport Golf View Hotels and Suites Private Limited


C.B. Pardhanani
Director
DIN : 00210179


P.B. Appiah
Director
DIN : 00215646

Kochi, May 02, 2018

Kochi, May 02, 2018



AIRPORT GOLF VIEW HOTELS AND SUITES PRIVATE LIMITED

Cash flow statement for the year ended March 31, 2018


(Amount in Rs.)

Particulars	Year ended March 31, 2018	Year ended March 31, 2017
Cash flows from operating activities		
Profit / (loss) for the year before tax	74,03,234	52,14,201
Adjustments:		
- Depreciation and amortization	23,48,520	24,64,247
- Interest expense	1,39,329	57,937
Operating cash flow before working capital changes	98,91,083	77,36,385
Changes in		
- (Increase) / decrease in other financial assets	(11,940)	(4,51,714)
- (Increase) / decrease in inventories	(1,36,654)	87,938
- (Increase) / decrease in trade receivables	(4,84,999)	(71,653)
- (Increase) / decrease in other non-financial assets	5,53,169	1,80,487
- Increase / (decrease) in trade payables	(3,53,757)	3,33,790
- Increase / (decrease) in other non-financial liabilities	3,09,459	(40,000)
Cash (used in)/ generated from operations	97,66,361	77,75,233
Income taxes (paid)/ refund	(5,64,441)	48,976
Net cash (used in)/ generated from operations	92,01,920	78,24,209
Cash flows from investing activities		
Purchase of fixed assets	(3,86,892)	(23,44,553)
Cash flows from financing activities		
Repayment of borrowings	(84,90,611)	(52,55,297)
Interest paid	(1,39,329)	(57,937)
Net cash from financing activities	(86,29,940)	(53,13,234)
Net (Decrease)/ Increase in Cash and Cash Equivalents	1,85,088	1,66,422
Cash and Cash Equivalents at the Beginning of the Year	7,08,817	5,42,395
Cash and cash equivalents at the end of the year	8,93,905	7,08,817
Components of cash and cash equivalents (refer note 8)		
Balances with banks:		
- in current accounts	8,21,892	6,45,706
Cash on hand	72,013	63,111
Cash and cash equivalents at the end of the year	8,93,905	7,08,817

As per our report attached
For K.J. Thomas & Associates.
Chartered Accountants

For and on Behalf of the Board of Directors of
Airport Golf View Hotels and Suites Private Limited

K.J. Thomas F.C.A.
Chartered Accountant
Membership No: 19454



Kochi, May 02, 2018

B. Parthasarathy
C.B. Pardhanani P.B. Appiah
Director Director
DIN : 00210179 DIN : 00215646

Kochi, May 02, 2018

Notes to financial statements for the year ended March 31, 2018

Note 1: Company Overview

Airport Golf View Hotels and Suites Private Limited ('the Company'), Incorporated on 2 January 2003 is engaged in the hotel business in India.

Note 2: Significant Accounting Policies

2.01 Basis of Preparation

The financial statements of the Company have been prepared in accordance with the Indian Accounting Standard (Ind AS) as prescribed under Section 133 of the Companies Act, 2013 read together with Rule 3 of the Companies (Indian Accounting Standards) Rules, 2015 and Companies (Indian Accounting Standards) Amendment Rules, 2016. For all periods upto and including the year ended March 31, 2017, the Company prepared its financial statements in accordance with the accounting standards notified under section 133 of the Companies Act, 2013 read together with paragraph 7 of the Companies (Accounts) Rules, 2014 (Indian GAAP).

Financial Statements for the Accounting Year Ended March 31, 2018 are the Company's first Ind-AS financial statements. The Company has adopted all the Ind-AS standards and the adoptions are carried out in accordance with Ind-AS 101-First time adoption of Indian Accounting Standards. The transition was carried out from Indian accounting principles generally accepted in India as prescribed under Section 133 of the Companies Act, 2013 read with Rule 7 of the Companies (Accounts) Rules, 2014 (Indian GAAP), which was the previous GAAP. Refer Note *** for information on the adopted of Ind AS.

The financial statements have been prepared on a historical cost basis, except for certain investments in equity instruments which is measured at fair value. The financial statements are presented in INR and all values are rounded to the nearest thousand, except when otherwise stated.

2.02 Use of Estimates

The preparation of financial statements in conformity with Ind AS requires the management to make judgments, estimates and assumptions that affect the reported amounts of revenues, expenses, assets and liabilities and the disclosure of contingent liabilities, at the end of the reporting period. Although these estimates are based on the management's best knowledge of current events and actions, uncertainty about these assumptions and estimates could result in the outcomes requiring a material adjustment to the carrying amounts of assets or liabilities in future periods.

2.03 Current Versus Non-Current Classification

The Company presents assets and liabilities in the balance sheet based on current and non-current classification.

An asset is treated as current when it is:

- Expected to be realized within twelve months after the reporting period, or
- Cash or Cash Equivalents unless restricted from being exchanged or used to settle a liability for at least twelve months after the reporting period

All other assets are classified as non-current.

A liability is current when it is:

- Due to be settled within twelve months after the reporting period, or
- There is no unconditional right to defer the settlement of the liability for at least twelve months after the reporting period.

The Company classifies all other liabilities as non-current.

Deferred tax assets and liabilities are classified as non-current assets and liabilities.

2.04 Property, plant and equipment

Recognition and Initial Measurement

Items of property, plant and equipment are measured at cost, which includes capitalised borrowing costs, less accumulated depreciation and accumulated impairment losses, if any. Cost of an item of property, plant and equipment comprises its purchase price, including import duties and non-refundable purchase taxes, after deducting trade discounts and rebates, any directly attributable cost of bringing the item to its working condition for its intended use and estimated costs of dismantling and removing the item and restoring the site on which it is located.

The cost of a self-constructed item of property, plant and equipment comprises the cost of materials and direct labour, any other costs directly attributable to bringing the item to working condition for its intended use, and estimated costs of dismantling and removing the item and restoring the site on which it is located.

Notes to financial statements for the year ended March 31, 2018

If significant parts of an item of property, plant and equipment have different useful lives, then they are accounted for as separate items (major components) of property, plant and equipment.

An item of property, plant and equipment and any significant part initially recognised is derecognised upon disposal or when no future economic benefits are expected from its use or disposal. Any gain or loss arising on derecognition of the asset (calculated as the difference between the net disposal proceeds and the carrying amount of the asset) is included in the income statement when the asset is derecognised.

Subsequent costs are included in the asset's carrying amount or recognized as a separate asset, as appropriate, only when it is probable that future economic benefits associated with the item will flow to the Company. All other repair and maintenance costs are recognized in statement of profit or loss as incurred.

Subsequent Measurement

Subsequent expenditure is capitalised only if it is probable that the future economic benefits associated with the expenditure will flow to the Company.

Depreciation

Depreciation is calculated on cost of items of property, plant and equipment less their estimated residual values over their estimated useful lives using the written down value method, and is generally recognised in the statement of profit and loss. Assets acquired under finance leases are depreciated over the shorter of the lease term and their useful lives unless it is reasonably certain that the Company will obtain ownership by the end of the lease term. Freehold land is not depreciated.

2.05 Intangible assets

Intangible assets acquired separately are measured on initial recognition at cost. Following initial recognition, intangible assets are carried at cost less any accumulated amortisation and accumulated impairment losses. Internally generated intangibles, excluding capitalised development costs, are not capitalised and the related expenditure is reflected in profit or loss in the period in which the expenditure is incurred.

The useful lives of intangible assets are assessed as either finite or indefinite.

Intangible assets with finite lives are amortised over the useful economic life and assessed for impairment whenever there is an indication that the intangible asset may be impaired. The amortisation period and the amortisation method for an intangible asset with a finite useful life are reviewed at least at the end of each reporting period. Changes in the expected useful life or the expected pattern of consumption of future economic benefits embodied in the asset are considered to modify the amortisation period or method, as appropriate, and are treated as changes in accounting estimates. The amortisation expense on intangible assets with finite lives is recognised in the statement of profit and loss unless such expenditure forms part of carrying value of another asset.

2.06 Impairment of assets


The Company recognises loss allowances for expected credit losses on:

- financial assets measured at amortised cost; and
- financial assets measured at FVOCI- debt investments.

At each reporting date, the Company assesses whether financial assets carried at amortised cost and debt securities at FVOCI are credit- impaired. A financial asset is 'credit- impaired' when one or more events that have a detrimental impact on the estimated future cash flows of the financial asset have occurred.

Evidence that a financial asset is credit- impaired includes the following observable data:

- significant financial difficulty of the borrower or issuer;
- a breach of contract such as a default or being past due for 90 days or more;
- the restructuring of a loan or advance by the Company on terms that the Company would not consider otherwise;
- it is probable that the borrower will enter bankruptcy or other financial reorganisation; or
- the disappearance of an active market for a security because of financial difficulties.



Notes to financial statements for the year ended March 31, 2018

The Company assumes that the credit risk on a financial asset has increased significantly if it is more than 30 days past due.

The Company considers a financial asset to be in default when:

- the borrower is unlikely to pay its credit obligations to the Company in full, without recourse by the Company to actions such as realising security (if any is held); or
- the financial asset is 365 days or more past due.

Measurement of expected credit losses

Expected credit losses are a probability-weighted estimate of credit losses. Credit losses are measured as the present value of all cash shortfalls (i.e. the difference between the cash flows due to the Company in accordance with the contract and the cash flows that the Company expects to receive).

Presentation of allowance for expected credit losses in the balance sheet.

Loss allowances for financial assets measured at amortised cost are deducted from the gross carrying amount of the assets.

For debt securities at FVOCI, the loss allowance is charged to profit or loss and is recognised in OCI.

Write-off

The gross carrying amount of a financial asset is written off (either partially or in full) to the extent that there is no realistic prospect of recovery. This is generally the case when the Company determines that the debtor does not have assets or sources of income that could generate sufficient cash flows to repay the amounts subject to the write-off. However, financial assets that are written off could still be subject to enforcement activities in order to comply with the Company's procedures for recovery of amounts due.

The Company's non-financial assets are reviewed at each reporting date to determine whether there is any indication of impairment. If any such indication exists, then the asset's recoverable amount is estimated.

Impairment of non-financial assets

The Company's non-financial assets, other than inventories and deferred tax assets, are reviewed at each reporting date to determine whether there is any indication of impairment. If any such indication exists, then the asset's recoverable amount is estimated.

For impairment testing, assets that do not generate independent cash inflows are grouped together into cash-generating units (CGUs). Each CGU represents the smallest group of assets that generates cash inflows that are largely independent of the cash inflows of other assets or CGUs.

The Company's corporate assets (e.g., central office building for providing support to various CGUs) do not generate independent cash inflows. To determine impairment of a corporate asset, recoverable amount is determined for the CGUs to which the corporate asset belongs. An impairment loss is recognised if the carrying amount of an asset or CGU exceeds its estimated recoverable amount. Impairment losses are recognised in the statement of profit

In respect of assets for which impairment loss has been recognised in prior periods, the Company reviews at each reporting date whether there is any indication that the loss has decreased or no longer exists. An impairment loss is reversed if there has been a change in the estimates used to determine the recoverable amount. Such a reversal is made only to the extent that the asset's carrying amount does not exceed the carrying amount that would have been determined, net of depreciation or amortisation, if no impairment loss had been recognised.

2.07 Inventories

Inventories are valued at the lower of cost and net realizable value. 'Cost' comprises purchase cost and all expenses incurred in bringing the inventory to its present location and condition. Cost has been determined as follows:

Nature of inventory	Method of valuation
Inventories of provisions, food supplies, crockery, cutlery, glassware, beverage, stores and operational supplies	Cost on weighted average method. (Cost includes freight and other incidental expenses) or net realisable value, whichever is lower.
Crockery, cutlery and glassware	Charge to revenue

Net realisable value is the estimated selling price in the ordinary course of business, less the estimated costs of completion and selling expenses.

Notes to financial statements for the year ended March 31, 2018

The comparison of cost and net realizable value is made on an item by item basis. The Company periodically assesses the inventory for obsolescence and slow moving stocks.

2.08 Borrowing Costs

Borrowing costs are recognised in the Statement of Profit and Loss in the period in which they are incurred, except where the cost is incurred during the construction of an asset that takes a substantial period to get ready for its intended use in which case it is capitalised. Borrowing costs consist of interest and other costs that an entity incurs in connection with the borrowing of funds.

2.09 Revenue Recognition

Revenue is recognized to the extent that it is probable that the economic benefits will flow to the Company and the revenue can be reliably measured, regardless of when the payment is being made. Revenue is measured at the fair value of the consideration received or receivable, taking into account contractually defined terms of payment, and net of taxes or duties collected on behalf of the government.

Room revenue

Revenue from rooms is based on occupancy charged on basis of room rates which is billed to the customers.

Food and Beverages

Revenue from food and beverage are accrued based on the food and beverage served.

2.10 Foreign Currency

Functional Currency

The Company's financial statements are presented in INR, which is also the company's functional currency.

Transactions and balances

Transactions in foreign currencies are initially recorded at their respective functional currency spot rates at the date transaction first qualifies for recognition.

Monetary assets and liabilities denominated in foreign currencies are translated at the functional currency spot rates of exchange at the reporting date.

Exchange differences arising on settlement or translation of monetary items are recognised in Statement of Profit and Loss with the exception of exchange differences arising on monetary items that are designated as part of the hedge of the Company's net investment of a foreign operation. These are recognised in Other Comprehensive Income until the net investment is disposed of, at which time, the cumulative amount is reclassified to Statement of Profit and Loss. Tax charges and credits attributable to exchange differences on those monetary items are also recorded in Other Comprehensive Income.


Non-monetary items that are measured in terms of historical cost in a foreign currency are translated using the exchange rates at the dates of the initial transactions. Non-monetary items measured at fair value in a foreign currency are translated using the exchange rates at the date when the fair value is determined. The gain or loss arising on translation of non-monetary items measured at fair value is treated in line with recognition of the gain or loss on the change in fair value of the item.

2.11 Income Taxes

Current Income Tax

Current income tax assets and liabilities are measured at the amount expected to be recovered from or paid to the taxation authorities. Current income tax is measured at the amount expected to be paid to the tax authorities in accordance with the Indian Income Tax Act, 1961.

Current income tax relating to items recognised outside Statement of Profit and Loss is recognised outside Statement of Profit and Loss (either in other comprehensive income or in equity). Current tax items are recognised in correlation to the underlying transaction either in Other Comprehensive Income or directly in equity. Management periodically evaluates positions taken in the tax returns with respect to situation in which applicable tax regulations are subject to interpretation and establishes provisions where appropriate.



Deferred Tax

Deferred tax is provided using the liability method on temporary differences between the tax bases of assets and liabilities and their carrying amounts for financial reporting purposes as the reporting date.

Deferred tax liabilities are recognised for all taxable temporary differences, except:

- When the deferred tax liability arises from the initial recognition of goodwill or an asset or liability in a transaction that is not a business combination and, at the time of the transaction, affects neither the accounting Profit nor taxable Profit or Loss.
- In respect of taxable temporary differences associated with investments in subsidiaries, associates and interest in joint ventures, when the timing of the reversal of the temporary differences can be controlled and it is probable that the temporary differences will not reverse in the foreseeable future.

Deferred tax assets are recognised for all deductible temporary differences, the carry forward of unused tax credits and any unused tax losses. Deferred tax assets are recognised to the extent that it is probable that taxable profit will be available against which the deductible temporary differences, and the carry forward of unused tax credits and unused tax losses can be utilised, except:

- When the deferred tax asset relating to the deductible temporary difference arises from the initial recognition of an asset or liability in a transaction that is not a business combination and, at the time of the transaction, affects neither the accounting profit nor taxable Profit or Loss;
- In respect of deductible temporary differences associated with investments in subsidiaries, associates and interest in joint ventures, deferred tax assets are recognized only to the extent that it is probable that the temporary differences will reverse in the foreseeable future and taxable profit will be available against which the temporary differences can be utilized.

The carrying amount of deferred tax assets is reviewed at each reporting date and reduced to the extent that it is no longer probable that sufficient taxable profit will be available to allow all or part of the deferred tax asset to be utilised. Unrecognised deferred tax assets are re-assessed at each reporting date and are recognised to the extent that it has become probable that future taxable profits will allow the deferred tax asset to be recovered.

Deferred tax assets and liabilities are measured at the tax rates that are expected to apply in the year when the asset is realized or the liability is settled, based on tax rates (and tax laws) that have been enacted or substantively enacted at the reporting date.

Deferred tax relating to items recognised outside Statement of Profit and Loss is recognised outside Statement of Profit and Loss (either in the Other Comprehensive Income or in the equity). Deferred tax items are recognised in correlation to the underlying transaction either in Other Comprehensive Income or directly in equity.

Deferred tax assets and deferred tax liabilities are offset if a legally enforceable right exists to set off current tax assets against current tax liabilities and the deferred taxes related to the same taxable entity and the same taxation authority.

2.12 Earnings per Share

Basic earnings per share are calculated by dividing the net profit or loss for the year attributable to equity shareholders by the weighted average number of equity shares outstanding during the year. Partly paid equity shares are treated as a fraction of an equity share to the extent that they were entitled to participate in dividends relative to a fully paid equity share during the reporting period. The weighted average number of equity shares outstanding during the year is adjusted for events of bonus issue; bonus element in a rights issue to existing shareholders; share split; and reverse share split.

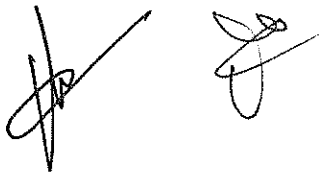
For the purpose of calculating diluted earnings per share, the net profit or loss for the year attributable to equity shareholders and the weighted average number of shares outstanding during the year are adjusted for the effects of all potentially dilutive securities.

2.13 Provisions

A provision is recognised when the enterprise has a present obligation (legal or constructive) as a result of a past event and it is probable that an outflow of resources embodying economic benefit will be required to settle the obligation, and a reliable estimate can be made of the amount of obligation. Provisions are not discounted to their present value and are determined based on best estimate required to settle the obligation at the balance sheet date. These are reviewed at each balance sheet date and adjusted to reflect the current best estimates.

2.14 Cash and Cash Equivalents

Cash and Cash Equivalents in the balance sheet comprise cheques in hand and cash at bank and in hand and short-term deposits with an original maturity of three months or less. For the purpose of the statement of cash flows, cash and bank balance consist of Cash and Cash Equivalents and short-term deposits, as defined above, net of outstanding bank overdrafts and cash credit facilities.



2.15 Contingent Liabilities

A contingent liability is a possible obligation that arises from past events whose existence will be confirmed by the occurrence or non-occurrence of one or more uncertain future events beyond the control of the Company or a present obligation that is not recognised because it is not probable that an outflow of resources will be required to settle the obligation. A contingent liability also arises in extremely rare cases where there is a liability that cannot be recognised because it cannot be measured reliably. The Company does not recognise a contingent liability but discloses its existence in the financial statements.

2.16 Fair Value Measurement

The Company measures financial instruments, such as, derivatives at fair value at each balance sheet date.

Fair value is the price that would be received to sell an asset or paid to transfer a liability in an orderly transaction between market participants at the measurement date.

The fair value of an asset or a liability is measured using the assumptions that market participants would use when pricing the asset or liability, assuming that market participants act in their economic best interest.

The Company uses valuation techniques that are appropriate in the circumstances and for which sufficient data are available to measure fair value, maximizing the use of relevant observable inputs and minimizing the use of unobservable inputs.

All assets and liabilities for which fair value is measured or disclosed in the financial statements are categorized within the fair value hierarchy, described as follows, based on the lowest level input that is significant to the fair value measurement as a whole:

Level 1 - Quoted (unadjusted) market prices in active markets for identical assets or liabilities;

Level 2 - Valuation techniques for which the lowest level input that is significant to the fair value measurement is directly or indirectly observable;

Level 3 - Valuation techniques for which the lowest level input that is significant to the fair value measurement is unobservable.

2.17 Financial Instruments

A financial instrument is any contract that gives rise to a financial asset of one entity and a financial liability or equity instrument of another entity.

Initial Recognition and Measurement


All financial assets are recognised initially at fair value plus transaction costs that are attributable to the acquisition of the financial asset except in the case of financial assets recorded at fair value through Statement of Profit and Loss.

Financial liabilities are classified as financial liabilities at fair value through Statement of Profit and Loss, loans and borrowings, payables, or as derivatives designated as hedging instruments in an effective hedge, as appropriate. All financial liabilities are recognised initially at fair value and, in the case of loans and borrowings and payables, net of directly attributable transaction costs.

Subsequent Measurement

(i) Financial assets carried at amortised cost

A financial asset is subsequently measured at amortised cost if it is held within a business model whose objective is to hold the asset in order to collect contractual cash flows and the contractual terms of the financial asset give rise on specified dates to cash flows that are solely payments of principal and interest on the principal amount outstanding.

Two handwritten signatures in black ink are located at the bottom left of the page. The first signature is a stylized, somewhat abstract scribble, and the second is a more legible, cursive signature.

Notes to financial statements for the year ended March 31, 2018

(ii) Financial Assets at fair value through other Comprehensive Income

A financial asset is subsequently measured at fair value through other comprehensive income if it is held within a business model whose objective is achieved by both collecting contractual cash flows and selling financial assets and the contractual terms of the financial asset give rise on specified dates to cash flows that are solely payments of principal and interest on the principal amount outstanding. Further, in cases where the Company has made an irrevocable election based on its business model, for its investments which are classified as equity instruments, the subsequent changes in fair value are recognised in other comprehensive income.

(iii) Financial Assets at fair value through Statement of Profit and Loss

A financial asset which is not classified in any of the above categories are subsequently fair valued through Statement of Profit and Loss.

(iv) Equity Investments

All equity investments with the scope of Ind AS 109 are measured at fair value. Equity instruments which are held for trading and contingent consideration recognised by an acquirer in a business combination to which Ind AS 103 applies are classified as at Financial Assets at fair value through Statement of Profit and Loss. Equity instruments included within the Financial Assets at fair value through Statement of Profit and Loss category are measured at fair value with all changes recognised in the Statement of Profit and Loss.

(v) Financial Liabilities

Financial liabilities are subsequently carried at amortised cost using the effective interest method, except for contingent consideration recognised in a business combination which is subsequently measured at fair value through Statement of Profit and Loss. For trade and other payables maturing within one year from the balance sheet date, the carrying amounts approximate the fair value due to the short maturity of these instruments.

Interest-bearing loans and borrowings are subsequently measured at amortised cost using the Effective Interest Rate method. Gains and losses are recognised in Statement of Profit and Loss when the liabilities are derecognised as well as through the Effective Interest Rate amortisation process. Amortised cost is calculated by taking into account any discount or premium on acquisition and fees or costs that are an integral part of the Effective Interest Rate. The Effective Interest Rate amortisation is included as finance costs in the Statement of Profit and Loss.

Reclassification of Financial Assets

The Company determines classification of financial assets and liabilities on initial recognition. After initial recognition, no reclassification is made for financial assets which are equity instruments and financial liabilities. For financial assets which are debt instruments, a reclassification is made only if there is a change in the business model for managing those assets. Changes to the business model are expected to be infrequent. The Company's senior management determines change in the business model as a result of external or internal changes which are significant to the Company's operations. A change in the business model occurs when the Company either begins or ceases to perform an activity that is significant to its operations. If the Company reclassifies financial assets, it applies the reclassification prospectively from the reclassification date which is the first day of the immediately next reporting period following the change in business model. The Company does not restate any previously recognised gains, losses (including impairment gains or losses) or interest.

The following table shows various reclassifications and how they are accounted for:

Original Classification	Revised Classification	Accounting Treatment
Amortized cost	Financial Assets at fair value through Statement of Profit and Loss	Fair value is measured at reclassification date. Difference between previous amortized cost and fair value is recognized in Statement of Profit and Loss.

Notes to financial statements for the year ended March 31, 2018

Financial Assets at fair value through Statement of Profit and Loss	Amortized cost	Fair value at reclassification date becomes its new gross carrying amount. Effective Interest Rate is calculated based on the new gross carrying amount.
Amortized cost	Financial Assets at fair value through other Comprehensive Income	Fair value is measured at reclassification date. Difference between previous amortized cost and fair value is recognized in Other Comprehensive Income. No change in Effective Interest Rate due to reclassification.
Financial Assets at fair value through other Comprehensive Income	Amortized cost	Fair value at reclassification date becomes its new amortized cost carrying amount. However, cumulative gain or loss in Other Comprehensive Income is adjusted against fair value. Consequently, the asset is measured as if it had always been measured at amortized cost.
Financial Assets at fair value through Statement of Profit and Loss	Financial Assets at fair value through other Comprehensive Income	Fair value at reclassification date becomes its new carrying amount. No other adjustment is required.
Financial Assets at fair value through other Comprehensive Income	Financial Assets at fair value through Statement of Profit and Loss	Assets continue to be measured at fair value. Cumulative gain or loss previously recognized in Other Comprehensive Income is reclassified to Statement of Profit and Loss at the reclassification date.

Offsetting of Financial Instruments

Financial assets and financial liabilities are offset and the net amount is reported in the consolidated balance sheet if there is a currently enforceable legal right to offset the recognised amounts and there is an intention to settle on a net basis, to realise the assets and settle the liabilities simultaneously.

Derecognition of Financial Instrument

A financial asset is primarily derecognised when:

- The rights to receive the cash flows from the asset have expired or
- The Company has transferred its rights to receive cash flows from the asset or has assumed an obligation to pay the received cash flows in full without material delay to a third party under a pass-through arrangement; and either (a) the Company has transferred substantially all the risks and rewards of the asset, or (b) the Company has neither transferred nor retained substantially all the risks and rewards of the asset, but has transferred control of the asset.

When the Company has transferred its right to receive the cash flows from an asset or has entered into a pass-through arrangement, it evaluates if and to what extent it has retained the risks and rewards of ownership. When it has neither transferred nor retained substantially all of the risks and rewards of the asset, nor transferred control of the asset, the Company continues to recognise the transferred asset to the extent of the Company's continuing involvement. In that case, the Company also recognises an associated liability. The transferred asset and the associated liability are measured on a basis that reflects the rights and obligations that the Company has retained.

A financial liability is derecognised when the obligation under the liability is discharged or cancelled or expires. When an existing financial liability is replaced by another from the same lender on substantially different terms, or the terms of an existing liability are substantially modified, such an exchange or modification is treated as derecognition of the original liability and the recognition of a new liability. The difference in the respective carrying amounts is recognised in the Statement of Profit or Loss.

2.18 Share Capital

Ordinary shares are classified as equity. Incremental costs directly attributable to the issuance of new ordinary shares are recognised as a deduction from equity, net of any tax effects.

2.19 Exemptions availed on first time adoption of Ind-AS 101:

Ind AS 101 allows first-time adopters certain exemptions from the retrospective application of certain requirements under Ind AS. The Company has accordingly applied the following exemptions:

Under Indian GAAP the Company was carrying the property, plant and equipment at historical cost less depreciation/ amortisation and tested for impairment. The Company has elected to regard the carrying values of property, plant and equipment as per Indian GAAP as the deemed cost on the date of transition to Ind AS. Accordingly, the carrying values of property, plant and equipment as per the Indian GAAP are carried forward in Ind

2.19 Recent Accounting Pronouncements (Standards issued but not yet effective)

'Appendix B to Ind AS 21, Foreign currency transactions and advance consideration: On March 28, 2018, Ministry of Corporate Affairs ("MCA") has notified the Companies (Indian Accounting Standards) Amendment Rules, 2018 containing Appendix B to Ind AS 21, Foreign currency transactions and advance consideration which clarifies the date of the transaction for the purpose of determining the exchange rate to use on initial recognition of the related asset, expense or income, when an entity has received or paid advance consideration in a foreign currency. The amendment will come into force from April 1, 2018.

The Company has evaluated the effect of this on the financial statements and the impact is not material.


Ind AS 115- Revenue from Contract with Customers:

On March 28, 2018, Ministry of Corporate Affairs ("MCA") has notified the Ind AS 115, Revenue from Contract with Customers. The core principle of the new standard is that an entity should recognize revenue to depict the transfer of promised goods or services to customers in an amount that reflects the consideration to which the entity expects to be entitled in exchange for those goods or services. Further the new standard requires enhanced disclosures about the nature, amount, timing and uncertainty of revenue and cash flows arising from the entity's contracts with customers.

The standard permits two possible methods of transition:

- Retrospective approach - Under this approach the standard will be applied retrospectively to each prior reporting period presented in accordance with Ind AS 8 - Accounting Policies, Changes in Accounting Estimates and Errors
- Retrospectively with cumulative effect of initially applying the standard recognized at the date of initial application (Cumulative catch - up approach)

The effective date for adoption of Ind AS 115 is financial periods beginning on or after April 1, 2018. The Company is in the process of evaluating impact of adoption of Ind As 115.

Two handwritten signatures in black ink, one on the left and one on the right, positioned below the text regarding the adoption of Ind AS 115.

AIRPORT GOLF VIEW HOTELS AND SUITES PRIVATE LIMITED

Notes to financial statements for the year ended March 31, 2018

3 Property, plant and equipment

	Land	Building	Plant and Machinery	STP	Computers	Furniture & Fittings	Kitchen Equipment	Television	Total
Gross Block									
Balance as at April 01, 2016	33,98,521	2,54,87,051	27,37,779	-	1,21,481	8,41,713	-	-	3,25,86,545
Additions / (Deletions)			5,68,543	17,09,744	8,100	58,166	-	-	23,44,553
Balance as at March 31, 2017	33,98,521	2,54,87,051	33,06,322	17,09,744	1,29,581	8,99,879	-	-	3,49,31,098
Balance as at April 01, 2017	33,98,521	2,54,87,051	33,06,322	17,09,744	1,29,581	8,99,879	-	-	3,49,31,098
Additions			1,05,676		1,11,151	6,943	6,500	47,422	2,77,692
Balance as at March 31, 2018	33,98,521	2,54,87,051	34,11,998	17,09,744	2,40,732	9,06,822	6,500	47,422	3,52,08,790
Depreciation									
Balance as at April 01, 2016	-	-	-	-	-	-	-	-	-
Depreciation for the year		12,41,219	5,52,289	2,81,382	81,843	2,78,195	-	-	24,34,928
Balance as at March 31, 2017	-	12,41,219	5,52,289	2,81,382	81,843	2,78,195	-	-	24,34,928
Balance as at April 01, 2017	-	12,41,219	5,52,289	2,81,382	81,843	2,78,195	-	-	24,34,928
Depreciation for the year		11,80,772	5,85,351	2,58,533	65,252	1,96,320	2,030	14,976	23,03,234
Balance as at March 31, 2018	-	24,21,991	11,37,640	5,39,915	1,47,095	4,74,515	2,030	14,976	47,38,162
Net block									
Balance as at March 31, 2018	33,98,521	2,30,65,060	22,74,358	11,69,829	93,637	4,32,307	4,470	32,446	3,04,70,628
Balance as at March 31, 2017	33,98,521	2,42,45,832	27,54,033	14,28,362	47,738	6,21,684	-	-	3,24,96,170
Balance as at April 01, 2016	33,98,521	2,54,87,051	27,37,779	-	1,21,481	8,41,713	-	-	3,25,86,545




AIRPORT GOLF VIEW HOTELS AND SUITES PRIVATE LIMITED

Notes to financial statements for the year ended March 31, 2018

4 Intangible assets

	(Amount in Rs.)	
	Computer Software	Total
Gross Block		
Balance as at April 01, 2016	46,418	46,418
Additions / (Deletions)	-	-
Balance as at March 31, 2017	46,418	46,418
Balance as at April 01, 2017	46,418	46,418
Additions	1,09,200	1,09,200
Balance as at March 31, 2018	1,55,618	1,55,618
Depreciation		
Balance as at April 01, 2016	-	-
Depreciation for the year	29,318	29,318
Balance as at March 31, 2017	29,318	29,318
Balance as at April 01, 2017	29,318	29,318
Depreciation for the year	45,286	45,286
Balance as at March 31, 2018	74,604	74,604
Net block		
Balance as at March 31, 2018	81,014	81,014
Balance as at March 31, 2017	17,100	17,100
Balance as at April 01, 2016	46,418	46,418

Two handwritten signatures are present below the table. The one on the left is a large, stylized signature, and the one on the right is a smaller, more compact signature.

AIRPORT GOLF VIEW HOTELS AND SUITES PRIVATE LIMITED

Notes to financial statements for the year ended March 31, 2018

Particulars	(Amount in Rs.)		
	As at March 31, 2018	As at March 31, 2017	As at April 01, 2016
Note 5: Other financial assets			
Deposits	14,95,159	14,83,219	10,31,505
	14,95,159	14,83,219	10,31,505
Note 6: Other non-financial assets			
Advance tax (net of provision for taxes)	7,07,142	5,81,761	8,97,242
Prepaid expenses	12,70,773	12,70,773	12,70,773
	19,77,915	18,52,534	21,68,015
Note 7: Inventories			
Consumables	3,73,332	2,36,678	3,24,616
	3,73,332	2,36,678	3,24,616
Note 8: Cash and Cash Equivalents			
Balances with Banks			
- On Current Accounts	8,21,892	6,45,706	4,63,071
Cash in hand	72,013	63,111	79,324
	8,93,905	7,08,817	5,42,395
Note 9: Trade Receivables			
Unsecured considered good			
Trade receivables	15,29,824	10,44,825	9,73,172
Unsecured considered doubtful			
Trade receivables	3,03,084	3,03,084	3,03,084
Less: Provision for doubtful debts	- 3,03,084	- 3,03,084	- 3,03,084
	15,29,824	10,44,825	9,73,172
Note 10: Other Non-Financial Assets			
Prepaid expenses	68,521	6,21,690	8,02,177
Balances with government authorities	62,998	62,998	62,998
	1,31,519	6,84,688	8,65,175
Note 11: Share Capital			
Authorised			
30,000 (30,000) Equity Shares of Rs. 1,000/- each	3,00,00,000	3,00,00,000	3,00,00,000
	3,00,00,000	3,00,00,000	3,00,00,000
Issued, Subscribed and Fully Paid up			
29,988 (29,988) Equity Shares of Rs. 1,000/- each	2,99,88,000	2,99,88,000	2,99,88,000
	2,99,88,000	2,99,88,000	2,99,88,000

(a) List of persons holding more than 5 percent shares in the Company

Name of the share holder	As at March 31, 2018		As at March 31, 2017	
	No of shares	% holding	No of shares	% holding
Mac Charles (India) Limited	29,988	100%	29,988	100%

AIRPORT GOLF VIEW HOTELS AND SUITES PRIVATE LIMITED

Notes to financial statements for the year ended March 31, 2018

(Amount in Rs.)

Particulars	As at		As at	
	March 31, 2018	March 31, 2017	March 31, 2017	April 01, 2016
(b) Reconciliation of the number of shares outstanding at the beginning and at the end of the reporting year				

Particulars	As at March 31, 2018		As at March 31, 2017	
	No of shares	Value	No of shares	Value
At the beginning of the year	29,988	2,99,88,000	29,988	2,99,88,000
Issued during the year	-	-	-	-
Outstanding at the end of the year	<u>29,988</u>	<u>2,99,88,000</u>	<u>29,988</u>	<u>2,99,88,000</u>

(c) Rights, Entitlements and Obligations Attached to Equity Shares:

The Company has only one class of equity shares having par value of Rs. 1,000 each. Each holder of the equity share, as reflected in the records of the Company as of the date of the shareholders' meeting, is entitled to one vote in respect of each share held for all matters submitted to vote in the shareholders' meeting.

The Company declares and pays dividends in Indian Rupees. The dividend proposed by the Board of Directors is subject to the approval of the shareholders in the ensuing General Meeting.

In the event of liquidation of the Company, the holders of equity shares will be entitled to receive any of the remaining assets of the Company after distribution of all preferential amounts. The distribution will be in proportion to the number of equity shares held by the shareholders.

(d) Buy back of shares and shares allotted by way of bonus shares:

There have been no buy back of shares, issue of shares by way of bonus share or issue of share pursuant to contract without payment being received in cash for the period of five years immediately preceding the balance sheet date.

Note 12: Borrowings - non-current

Inter-corporate deposits from related parties	-	1,26,85,383	1,79,40,680
	-	<u>1,26,85,383</u>	<u>1,79,40,680</u>

Note 13: Other financial liabilities - non-current

Security deposits	1,70,000	1,70,000	1,70,000
	<u>1,70,000</u>	<u>1,70,000</u>	<u>1,70,000</u>

Note 14: Borrowings - current

Inter-corporate deposits from related parties	41,94,772	-	-
	<u>41,94,772</u>	-	-

Note 15: Trade payables

Trade payables	25,57,429	29,11,186	25,77,396
	<u>25,57,429</u>	<u>29,11,186</u>	<u>25,77,396</u>


Note 16: Other non-financial liabilities

Advance from customers	89,551	-	-
Statutory dues	3,79,078	1,59,170	1,99,170
	<u>4,68,629</u>	<u>1,59,170</u>	<u>1,99,170</u>

AIRPORT GOLF VIEW HOTELS AND SUITES PRIVATE LIMITED

Notes to financial statements for the year ended March 31, 2018

Particulars	(Amount in Rs.)	
	Year Ended March 31, 2018	Year Ended March 31, 2017
Note 17: Revenue from operations		
Sale of products	3,28,18,063	1,90,21,728
Sale of services	1,85,53,334	1,60,55,780
	<u>5,13,71,397</u>	<u>3,50,77,508</u>
Note 18: Other income		
Rental income	7,48,235	6,14,706
Interest income	95,682	1,02,919
Miscellaneous income	64,055	87,887
	<u>9,07,972</u>	<u>8,05,512</u>
Note 19: Cost of material consumed		
Opening stock of provisions, food and beverages consumed	2,36,678	3,24,616
Add: Purchase of provisions, food and beverages	2,04,61,314	1,20,51,291
Less: Closing stock of provisions, food and beverages consumed	3,73,332	2,36,678
	<u>2,03,24,660</u>	<u>1,21,39,229</u>
Note 20: Maintenance and upkeep services		
Guest accommodation and kitchen	5,66,670	7,06,035
Repairs and maintenance		
Building	10,93,505	8,81,350
Plant and machinery	7,61,335	10,99,772
Interiors, furniture and others	-	2,48,415
Housekeeping expenses	6,61,321	6,43,602
	<u>30,82,831</u>	<u>35,79,174</u>
Note 21: Employee benefits expense		
Salaries and wages	69,49,976	18,54,833
Contribution to provident and other funds	7,04,574	2,95,034
Staff welfare expenses	3,48,721	5,42,055
	<u>80,03,271</u>	<u>26,91,922</u>




Handwritten signatures and initials are present in the bottom left corner of the page, including a large signature and a circular stamp or mark.

AIRPORT GOLF VIEW HOTELS AND SUITES PRIVATE LIMITED

Notes to financial statements for the year ended March 31, 2018

(Amount in Rs.)

Particulars	Year Ended March 31, 2018	Year Ended March 31, 2017
Note 22: Finance cost		
Interest expenses	1,39,329	57,937
	<u>1,39,329</u>	<u>57,937</u>
Note 23: Other expenses		
Power and fuel	52,34,953	51,63,198
Rates & taxes	31,80,508	18,72,737
Legal and professional fees	9,42,540	3,57,967
Security expenses	3,44,000	1,62,521
Sales and promotional expenses	3,42,171	8,23,252
Postage, telex and telephones	2,79,103	3,61,337
Audit fees*	2,49,500	1,97,000
Insurance	1,05,616	1,21,083
Travelling and conveyance	72,272	3,75,799
Donations	-	47,250
Printing & stationery	1,38,605	1,49,154
Miscellaneous expenses	88,256	1,05,012
	<u>1,09,77,524</u>	<u>97,36,310</u>
*Auditors' remuneration:		
Statutory audit fees	25,000	25,000
Taxation and other matters	2,24,500	1,72,000
	<u>2,49,500</u>	<u>1,97,000</u>



AIRPORT GOLF VIEW HOTELS AND SUITES PRIVATE LIMITED

Notes to financial statements for the year ended March 31, 2018

(Amount in Rs.)

Particulars	Year Ended March 31, 2018	Year Ended March 31, 2017
-------------	------------------------------	------------------------------

Note 24: Contingent Liabilities, Capital and Other Commitments

There are no contingent liabilities and there are no contracts remaining to be executed on capital account and not provided for as at the balance sheet date (Nil). Further, there are no other commitments as on March 31, 2018 (Nil).

Note 25: A: Reconciliation of Tax Expense and the Accounting Profit multiplied by India's Domestic Tax Rate:

Accounting profit before income tax	71,85,924	49,92,451
Tax at the Indian tax rate of 25.75% (March 31, 2017: 29.87%)	18,50,375	14,91,245
Effect of:		
Loss of previous year set off	(15,95,001)	(13,16,875)
Others	(38,065)	47,381
At the effective income tax rate is Nil (March 31, 2017 : Nil)	<u>2,17,309.00</u>	<u>2,21,751.00</u>
Income tax expense reported in the statement of profit and loss	<u>2,17,310.00</u>	<u>2,21,750.00</u>

B: Unrecognised Deferred Tax Assets:

Deferred tax assets have not been recognised in respect of the following items, because it is not probable that future taxable profit will be available against which the company can use the benefits there from

Impact of tax losses	48,74,317	60,20,575
Others	2,75,979	3,10,338

Note 26: Based on the information available with the Company, no amount was outstanding as at March 31, 2018, March 31, 2017 and 1 April 2016, to vendors who are registered as micro, small or medium enterprises under "The Micro, Small and Medium Enterprises Development Act, 2006" ('MSMED Act').

Note 27: Expenditure on Corporate Social Responsibility activities

Since the Company does not meet the criteria specified in Section 135 of the Companies Act, 2013, the Company is not required to spend any amount on activities related to corporate social responsibility for the year ended March 31, 2018.

Note 28: Segment Information

The Company is primarily engaged in the hotel business in India and as per Indian Accounting Standard – 108 on 'Operating Segments' it is considered to be the only reportable business segment. The Company is operating in India, which is considered as a single geographical segment.

Notes to financial statements for the year ended March 31, 2018

Note 29: Disclosure on Financial Assets and Financial Liabilities

Particulars	(Amount in Rs.)		
	Carrying Value as at March 31, 2018	Carrying Value as at March 31, 2017	Carrying Value as at April 01, 2016
Financial Assets Measured at Amortised Cost:			
- Cash and cash equivalents	8,93,905	7,08,817	5,42,395
- Trade receivable	15,29,824	10,44,825	9,73,172
- Other financial assets	14,95,159	14,83,219	10,31,505
	39,18,888	32,36,861	25,47,072
Financial Liabilities Measured at Amortised Cost:			
- Borrowings	41,94,772	1,26,85,383	1,79,40,680
- Other Financial Liabilities	1,70,000	1,70,000	1,70,000
- Trade Payable	25,57,429	29,11,186	25,77,396
	69,22,201	1,57,66,569	2,06,88,076

Note 30: Financial Instruments - Risk Management

The Company's financial assets majorly comprise of loans to related parties, other receivable from related parties and cash & cash equivalents. The Company's financial liabilities majorly comprises of borrowings, other financial liabilities and trade payables.

The Company is exposed to credit risk, liquidity risk and interest rate risk arising out of operations and the use of financial instruments. The Board of Directors have overall responsibility for establishment and review of the Company's risk management framework.


The Company's risk management policies are established to identify and analyse the risks faced by the Company, to set appropriate risk limits and controls, and to monitor risks and adherence to limits. Risk management policies and systems are reviewed regularly to reflect changes in market conditions affecting business operations and the Company's activities.

(a) Credit Risk

Credit risk is the risk that the counterparty will not meet its obligation under a financial instrument or loans given leading to financial loss. Cash and bank deposits are placed with banks and financial institutions which are regulated. Management does not expect any of its counterparties to fail to meet its obligations.

(b) Liquidity Risk

Liquidity risk is the risk that the Company will encounter difficulty in meeting financial obligations due to shortage of funds. The Company's exposure to liquidity risk arises primarily from mismatches of the maturities of financial assets and liabilities. The Company's objective is to maintain a balance between continuity of funding and flexibility. The Company has a dedicated treasury management team which monitors on a daily basis the fund positions/requirements of the Company. The treasury management team plans the cash flows of the Company by planning and identifying future mismatches in funds availability and reports the planned & current liquidity position to the top management and board of directors of the Company.



Notes to financial statements for the year ended March 31, 2018

Exposure to Liquidity Risk

The table below summarises the maturity profile of the Company's financial assets and liabilities at the end of the reporting period based on contractual undiscounted cash flows:

(Amount in Rs.)

March 31, 2018	Less than 1 year	1 to 5 years	More than 5 years	Total
Financial Assets				
- Cash and Cash Equivalents	8,93,905	-	-	8,93,905
- Trade receivable	15,29,824	-	-	15,29,824
- Other financial assets	-	14,95,159	-	14,95,159
	24,23,729	14,95,159	-	39,18,888

March 31, 2018	Less than 1 year	1 to 5 years	More than 5 years	Total
Non-Derivative Financial Liabilities				
- Borrowings	41,94,772	-	-	41,94,772
- Other Financial Liabilities	-	1,70,000	-	1,70,000
- Trade Payable	25,57,429	-	-	25,57,429
	67,52,201	1,70,000	-	69,22,201

(Amount in Rs.)

March 31, 2017	Less than 1 year	1 to 5 years	More than 5 years	Total
Financial Assets				
- Cash and cash equivalents	7,08,817	-	-	7,08,817
- Trade receivable	10,44,825	-	-	10,44,825
- Other financial assets	-	14,83,219	-	14,83,219
	17,53,642	14,83,219	-	32,36,861

March 31, 2017	Less than 1 year	1 to 5 years	More than 5 years	Total
Non-Derivative Financial Liabilities				
- Borrowings	-	1,26,85,383	-	1,26,85,383
- Other financial liabilities	-	1,70,000	-	1,70,000
- Trade payable	29,11,186	-	-	29,11,186
	29,11,186	1,28,55,383	-	1,57,66,569

(Amount in Rs.)

April 01, 2016	Less than 1 year	1 to 5 years	More than 5 years	Total
Financial Assets				
- Cash and cash equivalents	5,42,395	-	-	5,42,395
- Trade receivable	9,73,172	-	-	9,73,172
- Other financial assets	-	10,31,505	-	10,31,505
	15,15,567	10,31,505	-	25,47,072

April 01, 2016	Less than 1 year	1 to 5 years	More than 5 years	Total
Non-Derivative Financial Liabilities				
- Borrowings	-	1,79,40,680	-	1,79,40,680
- Other Financial Liabilities	-	1,70,000	-	1,70,000
- Trade Payable	25,77,396	-	-	25,77,396
	25,77,396	1,81,10,680	-	2,06,88,076

AIRPORT GOLF VIEW HOTELS AND SUITES PRIVATE LIMITED

Notes to financial statements for the year ended March 31, 2018

(Amount in Rs.)

Particulars	(Amount in Rs.)	
	Year Ended March 31, 2018	Year Ended March 31, 2017

Note 33: Related Party Disclosure :

(a) Names of related parties where control exists irrespective of whether transactions have occurred or not:

Holding Company Mac Charles (India) Limited

(b) Transactions with Related Parties :

Amount repaid		
Mac Charles (India) Limited	84,90,611	52,55,297

(c) Amount Outstanding as on the date of Balance Sheet :

Borrowings	March 31, 2018	March 31, 2017	April 01, 2016
Mac Charles (India) Limited	41,94,772	1,26,85,383	1,79,40,680

(d) Related party relationship is as identified by the management and relied upon by the auditors.

(e) No amounts in respect of related parties have been written off/ written back during the year, nor has any provision been made for doubtful debts/ receivable.

Note 34: First-Time Adoption of Ind AS

The financial statement for the year ended March 31, 2018 are the first financials of the Company presented in accordance with the Indian Accounting Standard (Ind AS) as prescribed under section 133 of the Companies Act, 2013 read with Rule 3 of the Companies (Indian Accounting Standards) Rules, 2015 and Companies (Indian Accounting Standards) Amendment Rules, 2016. For all periods upto and including the year ended March 31, 2017, the Company prepared its financial statements in accordance with the accounting standards notified under Section 133 of the Companies Act, 2013 read with paragraph 7 of the Companies (Accounts) Rules, 2014 (Indian GAAP).

The Company has prepared financial statements in compliance with applicable Ind AS for the year ended March 31, 2018 together with the comparative data for the year ended on March 31, 2017 and as on 1 April 2016. The Company's opening balance sheet was prepared as on 1 April 2016, the Company's date of transition to Ind AS.

The Company has not made any adjustments in the course of transition to Ind AS other than regrouping the assets and liabilities into financial and non financial instruments, hence there is no change in equity from Indian GAAP to Ind AS for 01 April 2016 and March 31, 2017.


(a) Exemptions applied

Ind AS 101 provides certain exemptions from the retrospective application of certain requirements as per Ind AS, the Company has applied the below exemptions while preparing Ind AS financials.

Under Indian GAAP the Company was carrying the (fixed assets) property, plant and equipment (PPE)/intangible assets at historical cost less depreciation/ amortisation and tested for impairment. The Company has elected to regard the carrying values of PPE/intangible assets as per Indian GAAP as the deemed cost on the date of transition to Ind AS. Accordingly, the carrying values of PPE/intangible assets as per the Indian GAAP are carried forward in Ind AS.

As per our Report Attached
For K.J. Thomas & Associates.
Chartered Accountants

K.J. Thomas F.C.A.
Chartered Accountant
Membership No: 19454
Kochi, May 02, 2018



For and on Behalf of the Board of Directors of
Airport Golf View Hotels and Suites Private Limited

E.B. Pardhanani
E.B. Pardhanani
Director
DIN : 00210179

P.B. Appiah
P.B. Appiah
Director
DIN : 00215646
Kochi, May 02, 2018