

Mac Charles (India) Ltd.

Regd. Office :
P.B. No. 174,
28, Sankey Road,
Bangalore - 560 052.

Tel : 2226 2233 / 2228 2828
Fax : Intl. (0091-80) 2226 7676 / 2226 2050
E-mail : leme.bangalore@lemeridien.com

JANUARY 10, 2015

Script Code : 507836

The Manager
Dept. of Corporate Services / Listing
BOMBAY STOCK EXCHANGE LTD.
25th Floor, P J Towers
Dalal Street,
Mumbai - 400 001.

By Speed Post / Ack. Due

Dear Sir/Madam,


Subject : Clause 35 of the Listing Agreement
Ref. : Clause 35 For the Quarter Ended 31 DECEMBER 2014

With reference to the above, please find enclosed our Compliance under Clause 35 for the quarter ended DECEMBER 31, 2014, in terms of the Listing Agreement for your kind perusal and records.

Please acknowledge receipt of the same.

Thanking you,

Yours truly,
For MAC CHARLES (INDIA) LIMITED


M. S. REDDY
Vice President Finance & Company Secretary
- cum - Compliance Officer



Encl. : as above

Introductory sub-table (I)(a)

Name of the Company: MAC CHARLES (INDIA) LIMITED			
Scrip Code, Name of the scrip, class of security: 507836 : MCCHRLS-B : EQUITY			
Quarter ended: 31-12-2014			
Partly paid-up shares:-	No. of partly paid-up shares	As a % of total no. of partly paid-up shares	As a % of total no. of shares of the company
Held by promoter/promoter group	0	#DIV/0!	0
Held by public	0	#DIV/0!	0
Total - D	0	#DIV/0!	0
Outstanding convertible securities: No. of outstanding securities		As a % of total no. of outstanding convertible securities	As a % of total no. of shares of the company, assuming full conversion of the convertible securities
Held by promoter/promoter group	0	#DIV/0!	0
Held by public	0	#DIV/0!	0
Total - E	0	#DIV/0!	0
Warrants:-	No. of warrants	As a % of total no. of warrants	As a % of total no. of shares of the company, assuming full conversion of warrants
Held by promoter/promoter group	0	#DIV/0!	0
Held by public	0	#DIV/0!	0
Total - F	0	#DIV/0!	0
Total paid-up capital of the company, assuming full conversion of warrants and convertible securities		13101052	100
			100



For Mac Charles (India) Ltd.

Goody
Vice-President Finance &
Company Secretary

Statement Showing Shareholding Pattern								
Category code	Category of Shareholder	Number of Shareholders	Table (I)(a)		Total shareholding as a percentage of total number of shares		Shares Pledged or otherwise encumbered	
			Total number of shares	Number of shares held in dematerialized form	As a percentage of (A+B) ¹	As a percentage of (A+B+C)	Number of shares	As a percentage
(I)	(II)	(III)	(IV)	(V)	(VI)	(VII)	(VIII)	(IX)= (VIII)/(IV)*100
(A)	Shareholding of Promoter and Promoter Group²							
1	Indian							
(a)	Individuals/ Hindu Undivided Family	0	0	0	0.00	0.00	0	#DIV/0!
(b)	Central Government/ State Government(s)	0	0	0	0.00	0.00	0	#DIV/0!
(c)	Bodies Corporate	0	0	0	0.00	0.00	0	#DIV/0!
(d)	Financial Institutions/ Banks	0	0	0	0.00	0.00	0	#DIV/0!
(e)	Any Others(Specify)	0	0	0	0.00	0.00	0	#DIV/0!
(e-i)		0	0	0	0.00	0.00	0	#DIV/0!
(e-ii)		0	0	0	0.00	0.00	0	#DIV/0!
	Sub Total(A)(1)	0	0	0	0.00	0.00	0	#DIV/0!
2	Foreign							
a	Individuals (Non-Residents Individuals/ Foreign Individuals)	1	9616952	9616952	73.41	73.41	0	0.00
b	Bodies Corporate	1	160000	0	1.22	1.22	0	0.00
c	Institutions	0	0	0	0.00	0.00	0	#DIV/0!
d	Any Others(Specify)	0	0	0	0.00	0.00	0	#DIV/0!
d-i		0	0	0	0.00	0.00	0	#DIV/0!
d-ii		0	0	0	0.00	0.00	0	#DIV/0!
	Sub Total(A)(2)	2	9776952	9616952	74.63	74.63	0	0.00
	Total Shareholding of Promoter and	2	9776952	9616952	74.63	74.63	0	0.00
(B)	Public shareholding							
1	Institutions							
(a)	Mutual Funds/ UTI	0	0	0	0.00	0.00	0	
(b)	Financial Institutions / Banks	3	3200	0	0.02	0.02	0	
(c)	Central Government/ State Government(s)	0	0	0	0.00	0.00	0	
(d)	Venture Capital Funds	0	0	0	0.00	0.00	0	
(e)	Insurance Companies	0	0	0	0.00	0.00	0	
(f)	Foreign Institutional Investors	0	0	0	0.00	0.00	0	
(g)	Foreign Venture Capital Investors	0	0	0	0.00	0.00	0	
(h)	Any Other (specify)	0	0	0	0.00	0.00	0	
(h-i)		0	0	0	0.00	0.00	0	
(h-ii)		0	0	0	0.00	0.00	0	
	Sub-Total (B)(1)	3	3200	0	0.02	0.02	0	
B 2	Non-institutions							
(a)	Bodies Corporate	76	241544	234694	1.84	1.84	0	
(b)	Individuals							
I	Individuals -i. Individual shareholders holding nominal share capital up to Rs 1 lakh	12356	2273070	956770	17.35	17.35	50	
II	ii. Individual shareholders holding nominal share capital in excess of Rs. 1 lakh.	19	666253	189403	5.09	5.09	0	
(c)	Any Other (specify)				0.00	0.00	0	
(c-i)	Clearing Members/Brokers	10	2849	2849	0.02	0.02	0	
(c-ii)	NRI/OCBs	359	137184	41734	1.05	1.05	0	
(c-iii)	FNs	0	0	0	0.00	0.00	0	
	Sub-Total (B)(2)	12820	3320900	1425450	25.35	25.35	0	
(B)	Total Public Shareholding (B)=(B)(1)+(B)(2)	12823	3324100	1425450	25.37	25.37	0	0.00
	TOTAL (A)+(B)	12825	13101052	11042402	100.00	100.00	0	0.00
(C)	Shares held by Custodians and against which Depository Receipts have been issued							
1	Promoter and Promoter Group	0	0	0	0	0.00	0	0.00
2	Public	0	0	0	0	0.00	0	
	Sub-Total (C)	0	0	0			0	
	GRAND TOTAL (A)+(B)+(C)	12825	13101052	11042402		100.00	0	0.00




For Mac Charles (India) Ltd.

For Mac Charles (India) Ltd.
Vice-President Finance &
Company Secretary

Sr.No	Notes
1	NIL
2	
3	
4	
5	
6	
7	
8	
9	

For Mac Charles (India) Ltd.

Seedy
Vice-President Finance &
Company Secretary




(I)(b) Statement showing holding of securities (including shares, warrants, convertible securities) of persons belonging to the category "Promoter and Promoter Group"


Sr. No.	Name of the shareholder	Details of Shares held		Encumbered shares (*)			Details of warrants		Details of convertible securities		Total shares (including underlying shares assuming full conversion of warrants and convertible securities) as a % of diluted share capital
		Number of shares held	As a % of grand total (A) +(B) +(C)	No.	As a percentage	As a % of grand total (A)+(B)+(C) of sub-clause (I)(a)	Number of warrants held	As a % total number of warrants of the same class	Number of convertible securities held	As a % total number of convertible securities of the same class	
(I)	(II)	(III)	(IV)	(V)	(VI)=(V)/(III)*100	(VII)	(VIII)	(IX)	(X)	(XI)	(XII)
1	C B Pardhanani	9616952	73.41	0	0.00	0.00	0	#DIV/0!	0	#DIV/0!	
2	Kapi Investments Ink.Ltd	160000	1.22	0	0.00	0.00	0	#DIV/0!	0	#DIV/0!	
3			0.00		#DIV/0!	0.00		#DIV/0!		#DIV/0!	
4			0.00		#DIV/0!	0.00		#DIV/0!		#DIV/0!	
5			0.00		#DIV/0!	0.00		#DIV/0!		#DIV/0!	
6			0.00		#DIV/0!	0.00		#DIV/0!		#DIV/0!	
7			0.00		#DIV/0!	0.00		#DIV/0!		#DIV/0!	
8			0.00		#DIV/0!	0.00		#DIV/0!		#DIV/0!	
9			0.00		#DIV/0!	0.00		#DIV/0!		#DIV/0!	
10			0.00		#DIV/0!	0.00		#DIV/0!		#DIV/0!	
11			0.00		#DIV/0!	0.00		#DIV/0!		#DIV/0!	
TOTAL		9776952	74.63	0	0.00	0.00	0	#DIV/0!	0	#DIV/0!	0

(*) The term "encumbrance" has the same meaning as assigned to it in regulation 28(3) of the SAST Regulations, 2011


For Mac Charles (India) Ltd.

Seedy
Vice-President Finance &
Company Secretary




Sr. No.	Name of the shareholder	Number of shares held	Shares as a percentage of total number of shares {i.e., Grand Total (A)+(B)+(C) indicated in Statement at para (I)(a) above}	Details of warrants		Details of convertible securities		Total shares (including underlying shares assuming full conversion of warrants and convertible securities) as a % of diluted share capital
				Number of warrants held	As a % total number of warrants of the same class	Number of convertible securities held	% w.r.t total number of convertible securities of the same class	
1	Uma Mukund Pardhanani	205000	1.56	0	#DIV/0!	0	#DIV/0!	
2	Kachasa Investments Pvt Ltd.	207700	1.59	0	#DIV/0!	0	#DIV/0!	
3			0.00		#DIV/0!		#DIV/0!	
4			0.00		#DIV/0!		#DIV/0!	
5			0.00		#DIV/0!		#DIV/0!	
6			0.00		#DIV/0!		#DIV/0!	
7			0.00		#DIV/0!		#DIV/0!	
8			0.00		#DIV/0!		#DIV/0!	
9			0.00		#DIV/0!		#DIV/0!	
10			0.00		#DIV/0!		#DIV/0!	
TOTAL		412700	3.15	0	#DIV/0!	0	#DIV/0!	

*Vice-President Finance &
Company Secretary*



Sr. No.	Name(s) of the shareholder(s) and the Persons Acting in Concert (PAC) with them	Number of shares	Shares as a percentage of total number of shares {i.e., Grand Total (A)+(B)+(C) indicated in Statement at para (I)(a) above}	Details of warrants		Details of convertible securities		Total shares (including underlying shares assuming full conversion of warrants and convertible securities) as a % of diluted share capital
				Number of warrants	As a % total number of warrants of the same class	Number of convertible securities held	% w.r.t total number of convertible securities of the same class	
1	NIL	0	0.00		#DIV/0!		#DIV/0!	
2			0.00		#DIV/0!		#DIV/0!	
3			0.00		#DIV/0!		#DIV/0!	
4			0.00		#DIV/0!		#DIV/0!	
5			0.00		#DIV/0!		#DIV/0!	
6			0.00		#DIV/0!		#DIV/0!	
7			0.00		#DIV/0!		#DIV/0!	
8			0.00		#DIV/0!		#DIV/0!	
9			0.00		#DIV/0!		#DIV/0!	
10			0.00		#DIV/0!		#DIV/0!	
TOTAL		0	0.00	0	#DIV/0!	0	#DIV/0!	0

*Vice-President Finance &
Company Secretary*



(I)(d) Statement showing details of locked-in shares

Sr. No.	Name of the shareholder	Number of locked-in shares	Locked-in shares as a percentage of total number of shares {i.e., Grand Total (A)+(B)+(C) indicated in Statement at para (I)(a) above}
1	NIL		0.00
2			0.00
3			0.00
4			0.00
5			0.00
6			0.00
7			0.00
8			0.00
9			0.00
TOTAL		0	0.00

For Mac Charles (India) Ltd.

Vice-President Finance &
Company Secretary




(II)(a) Statement showing details of Depository Receipts (DRs)

Sr. No.	Type of outstanding DR (ADRs, GDRs, SDRs, etc.)	Number of outstanding DRs	Number of shares underlying outstanding DRs	Shares underlying outstanding DRs as a percentage of total number of shares {i.e., Grand Total (A)+(B)+(C) indicated in Statement at para (I)(a) above}
1	NIL			0.00
2				0.00
3				0.00
4				0.00
5				0.00
6				0.00
7				0.00
8				0.00
9				0.00
TOTAL		0	0	0.00

For Mac Charles (India) Ltd.

Vice-President Finance &
Company Secretary



(II)(b) Statement showing holding of Depository Receipts (DRs), where underlying shares held by "promoter/promoter group" are in excess of 1% of the total number of shares

Sr. No.	Name of the DR Holder	Type of outstanding DR (ADRs, GDRs, SDRs, etc.)	Number of shares underlying outstanding DRs	Shares underlying outstanding DRs as a percentage of total number of shares {i.e., Grand Total (A)+(B)+(C) indicated in Statement at para (I)(a) above}
1	NIL			0.00
2				0.00
3				0.00
4				0.00
5				0.00
6				0.00
7				0.00
8				0.00
9				0.00
TOTAL			0	0.00

For Mac Charles (India) Ltd.

*Vice-President Finance &
Company Secretary*

